

REDISTRICTING STEERING COMMITTEE

FINAL REDISTRICTING PROPOSAL

Respectfully submitted to the
West Chester Area School District
Board of School Directors -
Pupil Services Committee

December 8, 2014

Redistricting Steering Committee Members

Co-Chairs	Jim Scanlon Matt Franks
Board Member	Joyce Chester
Board Member	Gary Bevilacqua
At Large Member (Served on Previous Committee)	Gina Lombardi
Parents	
EBE parent	Stephanie Doerr
EGE parent	Amy Watson
EXE parent	Cathy Kiszka
FHE parent	Jen Teneza
GAE parent	Kim Kazanjian
HDE parent	Rachel Langan
MHE parent	Kim Kress
PWE parent	Robert Lewis
SWE parent	Emma Blair
WTE parent	Sue Ricciuti
FMS parent	Marcy Bergin
PMS parent	Amy Panson
SMS parent	Beth Staples
EHS parent	Stacy Franz
HHS parent	Jen McTiernan
RHS parent	Chris Tolsdorf
Borough Parent	Yulanda Washington
Teachers	
Elementary School (FHE)	Joe Mulvey
Elementary School (EBE)	Chris Raws
Middle School (PMS)	Stephen Jenkins
High School (RHS)	Lisa Bryan
Administrators	
Elementary School (MHE)	Steve Catrambone
Middle School (FMS)	LeRoy Whitehead
High School (HHS)	Carmen Lesesne
Elem. Dir.	Sara Missett
Special Education Dept.	Leigh Ann Ranieri
Facilities Dept.	Kevin Campbell
Transportation Dept.	Joanne Yarnall
Consultant	
Sundance Associates – Geographic Information Systems (GIS)	George Sundell

Table of Contents

Introduction	1
Demographic Study Summary	5
Final Elementary Map.....	7
Final Secondary Map.....	8
Projected Enrollments Through 2018.....	9
Transition Plan	10
Frequently Asked Questions	12
Future Considerations	17
Steering Committee Meeting Minutes	17

Introduction

The West Chester Area School District will be changing school attendance boundaries for the 2015-2016 school year, a process known as redistricting. We need to do this because as our populations have shifted over the years, some of our schools have too many students, while others have extra space. Redistricting is a very emotional and important issue and we tried to make this process as painless as possible.

In reviewing enrollment numbers and building capacities in our schools, it became apparent that some redistricting would be necessary to balance out our enrollment numbers. We began by hiring a demographer to study the many factors used to predict projected enrollments. The study confirmed our projections and the administration began working on parameters that would be included in the plan. Those parameters were:

- Schedule buildings at 85-90% capacity – secondary schools
- Schedule elementary schools at or near capacity
- Schedule buildings with FRL rates between 10-20%
- Maintain current MS-HS feeder pattern
- Include transition plans for changes
- Allow seniors to stay in current high school

Additional parameters that were considered:

- Reduce number of elementary schools serving the borough
- Reduce or eliminate split elementary schools
- Keep elementary students in same MS-HS feeder patterns
- Move students closer to a neighborhood school

Using the parameters outlined above, the demographer was tasked with creating a preliminary map. The administration reviewed the map and made suggestions and the map was tweaked to accommodate. Over the summer, the administration assembled a redistricting steering committee that met six times from September – November to review the proposed maps and pose questions about the plan.

The maps were presented to the community during two public meetings, one in October and one in November. The final maps were presented at the November Pupil Services Committee meeting. The final report will be presented and voted upon at the December 8 Pupil Services Committee meeting. If the redistricting plan is approved by the committee, the plan will be placed on the Regular School Board Meeting Agenda for a full board vote at the December 15th board meeting.

Summary of process

During the 2013-14 school year, the school district conducted a demographic study to determine enrollment trends for the next five to ten years. The study showed we will

continue to have overcrowding in the following elementary schools: Glen Acres, Mary C. Howse, Penn Wood and Sarah Starkweather. However, overall most areas are now in a period of declining enrollment. All school attendance areas will experience declining enrollment during the next five years with the exception of Hillsdale Elementary, Starkweather Elementary, Stetson Middle and Rustin High School. This period of declining enrollment in the district coupled with increasing enrollment in small areas of the district create the necessity to conduct a small redistricting plan to accommodate space where needed.

In June, 2014 we conducted a parent survey about redistricting and held four community meetings to discuss those results. The only conclusive information that came from the surveys was that parents are generally happy with their current schools. We also learned that we have competing priorities including maintaining students in current feeder patterns (the elementary, middle and high school that your home/neighborhood attends), getting people closer to neighborhood schools, and maintaining diversity in our schools.

During the summer, 2014 our administrators worked on various scenarios to bring a better population balance to our buildings. At the end of the summer, we formed a redistricting steering committee consisting of parents, staff, school board members and a Geographic Information Systems (GIS) consultant who specializes in helping school districts rebalance their student populations. The committee reviewed redistricting mapping scenarios and the possible boundary changes that would follow and met six times during the fall, 2014 to discuss the scenarios. The committee looked at concerns such as:

- How can we minimize the number of students being moved yet still rebalance our populations?
- Can we create neighborhood schools for the Borough of West Chester? (Currently we bus students from the Borough to all 10 of our elementary schools, but parents who live there say they'd prefer their children to have shorter bus rides and attend schools closer to their homes.)
- Will enrollment projections for each of our schools support the changes that we're considering so that we don't have to redistrict again in another five years?
- Can we provide relief to schools in the Rustin High School feeder pattern while minimizing the number of students who will change feeder patterns?
- What will the transition plan be for students who will be moved to other schools?
- How can we maintain diversity in our schools while minimizing the number of students affected?
- Are we able to "grandfather" or allow students to finish out their high school years at the same school?
- Are we able to allow 5th and 8th grade students to finish at their respective schools if they are affected?

A list of "Frequently Asked Questions" that were addressed during the process along with the minutes of those meetings can be found at the end of this report.

The final plan has an effect on 342 elementary students, 76 middle school students and 108 high school students, which is less than 5% of our students.

The redistricting timeline follows:

Date	Activity	Location
Monday, October 14, 2013	Presentation to Education Committee regarding data collection for the redistricting process Frequently Asked Questions posted on the district web site	Spellman Building, 7:00 p.m.
Monday, December 16, 2013	School Board approved Sundance Associates to conduct demographic study to project future enrollment trends	Spellman Building, 7:30 p.m.
Monday, May 12, 2014	Demographer report presented to School Board Pupil Services Committee	Spellman Building, 6:30 p.m.
Wednesday, May 28, 2014	School Board approves Demographer Study	Spellman Building, 7:30 p.m.
Monday, June 2, 2014	Parameters for redistricting discussed at the Pupil Services Committee Meeting	Spellman Building, 6:30 p.m.
Thursday, June 5, 2014	Community Update Meeting to explain redistricting process	Hillsdale ES
Thursday, June 12, 2014	Community Update Meeting to explain redistricting process	Peirce MS
Tuesday, June 17, 2014	Community Update Meeting to explain redistricting process	Fugett MS
Thursday, June 19, 2014	Community Update Meeting to explain redistricting process	Peirce MS
Monday, June 23, 2014	School Board approves redistricting parameters	Spellman Building, 7:30 p.m.
August, 2014	Administration began working on scenarios	

Wednesday, September 17, 2014	Steering Committee Meeting	Spellman Building, 6:30 p.m.
Wednesday, September 24, 2014	Steering Committee Meeting	Spellman Building, 6:30 p.m.
Wednesday, October 1, 2014	Steering Committee Meeting	Spellman Building, 6:30 p.m.
Friday, October 3, 2014	Preliminary boundary map posted on website	
Wednesday, October 8, 2014	Community Update Meeting	Rustin HS Auditorium – 7 p.m.
Wednesday, October 15, 2014	Steering Committee Meeting	Spellman Building, 6:30 p.m.
Thursday, October 23, 2014	Steering Committee Meeting	Spellman Building, 6:30 p.m.
Wednesday, November 5, 2014	Community Update Meeting	East HS Auditorium – 7 p.m.
Monday, November 10, 2014	Update made to School Board Pupil Services Committee	Spellman Building, 6:30 p.m.
Wednesday, November 19, 2014	Steering Committee Meeting	Spellman Building, 6:30 p.m.
Monday, December 8, 2014	Final report presented to School Board Pupil Services Committee	Spellman Building, 6:30 p.m.
Monday, December 15, 2014	Full Board acts on redistricting plan	Spellman Building, 7:30 p.m.
Tuesday, December 16, 2014	Grandfathering commitment letters sent to parents of affected families	
Friday, January 16, 2015	Grandfathering commitment letters due back from parents	
February – June 2015	Administration works on transition plans with schools and families	
July-August 2015	Redistricting plan implemented for 2015-2016 school year	

Demographic Study Summary

Live Births in the WCASD have been generally declining since year 2004 with a high of 1,248 Births, and a year 2012 low of 933 Births, around a recent 6-year average of 1,089 Births. The 6-year trend is for 33 fewer births per year.

Historical Residential permitting for new construction peaked at 678 units in year 2001. Permitting in the last 6 years averages just 193 permits/year.

Future Residential Permitting and will increase due to 7 approved projects totaling 1,469 units of which 490 are single family homes and 979 are Multi-family. 261 units of Single Family housing are Age Restricted.

School Age Children that will be generated by these 1,469 units total 427 of which 363 will attend public schools. Modifications to the WCASD projection for students from accelerated new housing are made in this projection. **190 of the 363 anticipated new students are added to the projection** in the appropriate years, schools by attendance area and grade levels. These are only the students above the current 6-year new housing/new student averages in each of the municipalities.

Other modifications to student distribution methodology are made to address the Hillsdale Elementary students split to both Stetson and Peirce Middle Schools and the Fern Hill Elementary student split to both Peirce and Fugett Middle schools.

District-wide Enrollment decreased by 12 students in the historic projection period ending at 11,666 students. The district enrollment will decrease by 155 students to 11,551 in the projection period and by an additional 393 students in the extended period to a low of 11,118 students.

Elementary Student Enrollment for Grades K-5 increased 133 students in the historic period ending at 5,078 students. Grade K-5 enrollments peaked in 2011. Enrollments then decrease by 395 students and end the projection period at 4,683 students. Enrollments continue to decrease in the extended projection period to a low of 4,567 before increasing and ending at 4,683 students.

Middle School Enrollments, for Grades 6-8, peaked at 2,817 students in 2010 and then decreased to 2,687 students in the historic period. During the projection period, enrollments increase to a high of 2,915 students before ending the period at 2,886 students. During the extended projection period, enrollments decrease to 2,484 students by year 2023.

High School Enrollments for Grades 9-12, peaked at 3,987 in year 2009 and then decreased to 2,687 in the historic period. During the projected period, enrollments are stable and then increase to 3,943 in 2018, a 42 student increase over the end of the historic period. During the extended projection period, enrollments will peak at 4,057 students before ending the period at 3,950 students.

Executive Summary

Births over the last 6 years have declined, on average, by 33 fewer births every year.

190 additional students are added to the standard projection resulting from the impact of accelerated new residential construction of 1469 units.

The District expected a 12 student decrease in the historic period.

The district enrollment will decrease by 155 students in the projection period and by an additional 393 students in the extended projection period.

Elementary enrollments decrease by 395 students in the initial 5-year projection period.

Middle School enrollments will exceed historic levels increasing 199 students to a new high of 2,915 students in the initial 5-year projection period.

High School enrollments will stabilize in the initial 5-year projection period, before increasing to a high of 4,057 students in the extended projection period.

Executive Summary

Capacity Analysis

Elementary		East Bradford	East Goshen	Exton	Fern Hill	Glen Acres	Hillsdale	Howse	Penn Wood	Starkweather	Westtown-Thornbury
Historic	2008	141	-22	112	92	28	-25	-8	17	-48	18
	2009	132	-2	64	63	45	6	-10	-9	-72	17
	2010	173	-1	42	64	47	-1	-16	-25	-65	4
	2011	174	30	70	53	25	-19	-51	-35	-86	9
	2012	178	31	78	91	18	-22	-64	-47	-91	11
Projected	2013	178	76	113	29	-16	-19	-88	-60	-68	27
	2014	175	100	124	2	-32	-4	-93	-42	-77	36
	2015	184	96	133	2	-27	10	-82	-21	-78	40
	2016	176	109	141	-5	-25	10	-62	-1	-81	64
	2017	184	123	147	-1	8	22	-41	22	-54	70
Extended	2018	186	127	151	13	30	33	-27	26	-49	78
	2019	201	111	141	44	38	41	-30	10	-31	72
	2020	206	117	150	58	45	48	-22	17	-19	80
	2021	203	114	146	61	42	44	-27	13	-18	79
	2022	202	112	144	61	40	42	-29	11	-21	77
	2023	197	106	136	56	32	33	-37	4	-29	71

Enrollments at 6 of the 10 elementary schools will be over capacity in the projection periods.

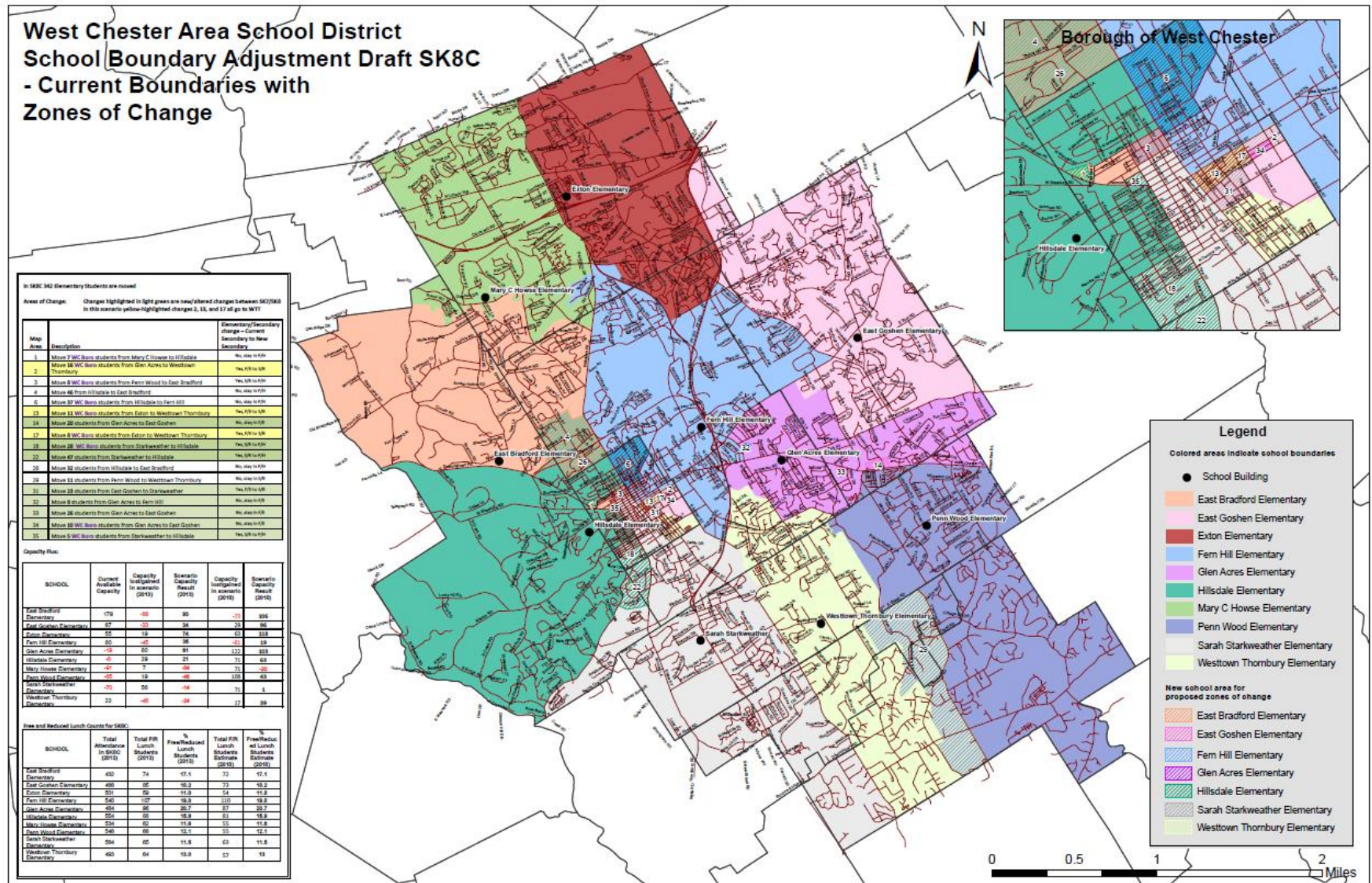
Middle		Fugett	Peirce	Stetson
Historic	2008	108	33	15
	2009	93	13	52
	2010	47	54	37
	2011	60	51	53
	2012	55	89	49
Projected	2013	109	111	48
	2014	101	91	2
	2015	127	50	-38
	2016	112	25	-79
	2017	108	5	-71
Extended	2018	90	19	-39
	2019	121	-11	17
	2020	135	-7	27
	2021	177	31	52
	2022	173	81	57
	2023	225	133	115

Enrollments at 2 of the 3 middle schools will be over capacity in the projection periods.

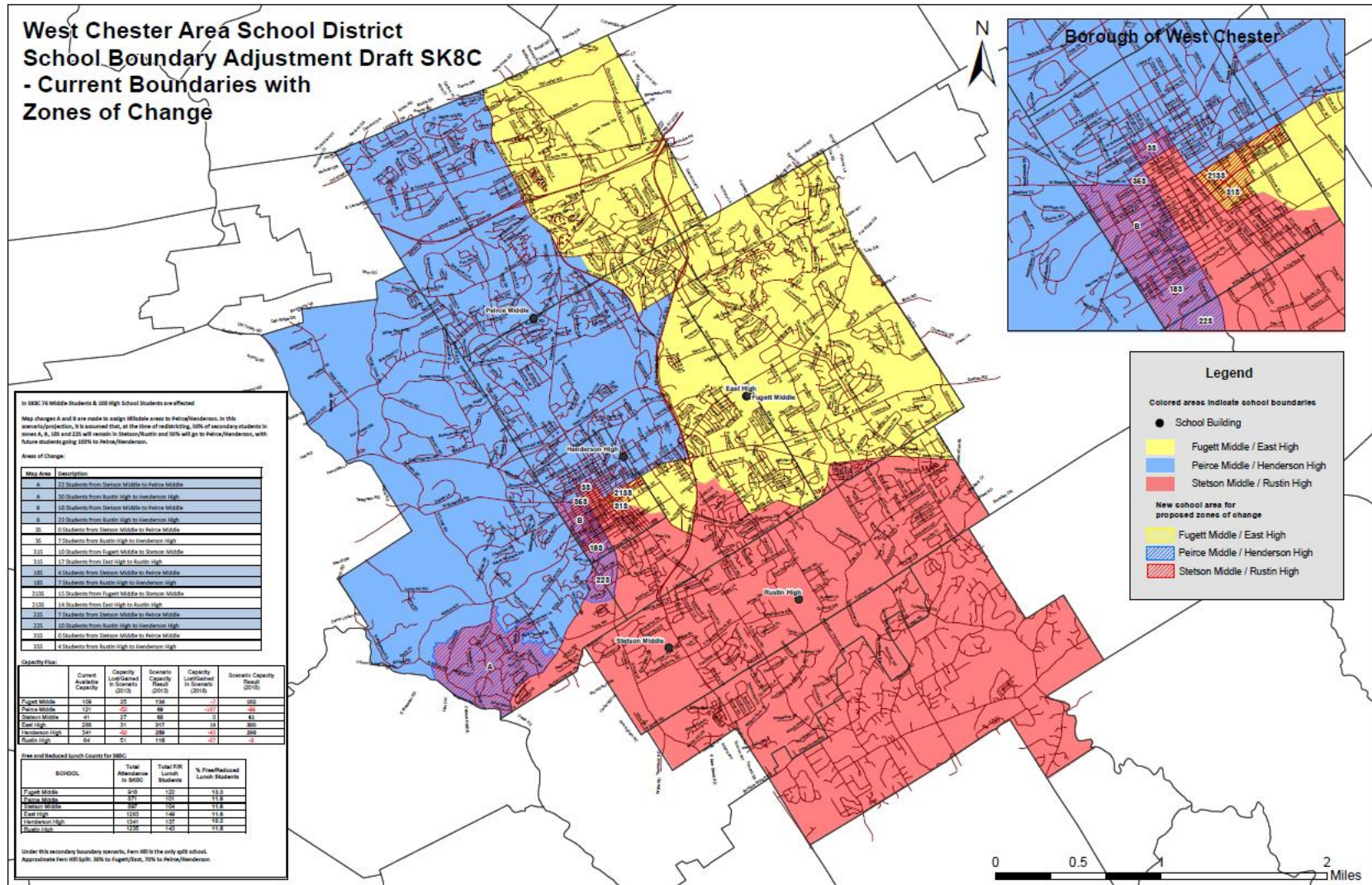
High		Henderson	Rustin	W C East
Historic	2008	351	50	239
	2009	350	16	197
	2010	318	17	235
	2011	341	17	236
	2012	356	65	276
Projected	2013	321	53	275
	2014	386	88	243
	2015	357	77	266
	2016	389	41	274
	2017	403	10	272
Extended	2018	357	-40	289
	2019	356	-78	312
	2020	317	-97	273
	2021	305	-65	277
	2022	305	-10	306
	2023	288	15	297

Enrollments at 1 of the 3 high schools will be over capacity in the projection periods.

Final Elementary Map



Final Secondary Map



Projected Enrollments Through 2018

West Chester School District
9100193.06

2016

Target Year

(Enter the TARGET YEAR here. This changes all of the other calculation tabs.)

[This results table for the number of students per grade (summed per school) for the target year.]

ID	School Name	Type	Capacity	K	1	2	3	4	5	6	7	8	9	10	11	12	Total	+/- Capacity
1	East Bradford Elementary School	ES	525	60.45	61.95	73.58	84.68	73.64	76.45								430.7	94.3
2	East Goshen Elementary School	ES	500	50.80	68.95	83.22	59.91	77.72	83.31								423.9	76.1
3	Exton Elementary School	ES	575	56.24	72.77	87.73	73.19	86.60	89.55								466.1	108.9
4	Fern Hill Elementary School	ES	575	64.17	88.44	96.29	119.32	103.44	103.74								575.4	-0.4
5	Glen Acres Elementary School	ES	525	59.40	64.87	76.81	80.50	92.72	93.98								468.3	56.7
6	Hillsdale Elementary School	ES	575	67.84	87.30	93.41	89.73	100.61	95.40								534.3	40.7
7	Howse Elementary School	ES	450	56.90	75.47	89.27	81.72	96.03	104.15								503.5	-53.5
8	Penn Wood Elementary School	ES	500	69.99	74.24	87.04	66.90	86.27	99.13								483.6	16.4
9	Starkweather Elementary School	ES	550	78.43	85.23	102.16	105.09	93.57	113.93								578.4	-28.4
10	Westtown-Thornbury Elementary School	ES	475	56.31	71.06	82.67	68.42	88.61	87.03								454.1	20.9
11	Fugett Middle School	MS	1050							307.40	307.49	324.13					939.0	111.0
12	Pierce Middle School	MS	940							317.27	333.90	311.12					962.3	-22.3
13	Stetson Middle School	MS	965							320.22	335.44	331.79					987.4	-22.4
14	Henderson High School	HS	1600										306.13	323.65	304.45	353.23	1287.5	312.5
15	Rustin High School	HS	1350										325.67	319.96	304.52	320.68	1270.8	79.2
16	East High School	HS	1600										306.54	341.77	323.42	317.57	1289.3	310.7
12755																		
GRAND TOTAL																		11654.6

West Chester School District
9100193.06

2017

Target Year

(Enter the TARGET YEAR here. This changes all of the other calculation tabs.)

[This results table for the number of students per grade (summed per school) for the target year.]

ID	School Name	Type	Capacity	K	1	2	3	4	5	6	7	8	9	10	11	12	Total	+/- Capacity
1	East Bradford Elementary School	ES	525	52.73	69.19	63.34	72.93	89.01	74.32								421.5	103.5
2	East Goshen Elementary School	ES	500	45.36	70.19	69.68	84.71	60.68	79.54								410.2	89.8
3	Exton Elementary School	ES	575	54.12	73.71	74.89	92.07	76.53	88.86								460.2	114.8
4	Fern Hill Elementary School	ES	575	62.54	84.16	91.28	99.98	125.19	106.27								569.4	5.6
5	Glen Acres Elementary School	ES	525	53.46	68.26	66.85	76.69	82.35	94.50								442.1	82.9
6	Hillsdale Elementary School	ES	575	65.41	81.02	88.24	94.52	90.63	101.91								521.7	53.3
7	Howse Elementary School	ES	450	53.76	76.50	78.57	92.92	82.19	98.46								482.4	-32.4
8	Penn Wood Elementary School	ES	500	65.57	76.63	75.85	86.93	69.01	87.44								461.4	38.6
9	Starkweather Elementary School	ES	550	76.01	88.11	86.09	104.04	106.00	91.60								551.8	-1.8
10	Westtown-Thornbury Elementary School	ES	475	54.41	69.10	74.38	85.66	70.81	91.10								445.4	29.6
11	Fugett Middle School	MS	1050							325.38	311.21	303.54					940.1	109.9
12	Pierce Middle School	MS	940							332.27	324.85	334.88					992.0	-52.0
13	Stetson Middle School	MS	965							312.78	324.23	338.23					975.2	-10.2
14	Henderson High School	HS	1600										323.39	309.14	320.42	311.37	1264.3	335.7
15	Rustin High School	HS	1350										350.51	325.10	319.92	304.53	1300.1	49.9
16	East High School	HS	1600										352.50	302.32	331.70	317.65	1304.2	295.8
12755																		
GRAND TOTAL																		11542.2

West Chester School District
9100193.06

2018

Target Year

(Enter the TARGET YEAR here. This changes all of the other calculation tabs.)

[This results table for the number of students per grade (summed per school) for the target year.]

ID	School Name	Type	Capacity	K	1	2	3	4	5	6	7	8	9	10	11	12	Total	+/- Capacity
1	East Bradford Elementary School	ES	525	58.89	60.17	70.65	62.70	76.68	89.88								419.0	106.0
2	East Goshen Elementary School	ES	500	51.59	62.51	70.87	70.92	85.80	62.10								403.8	96.2
3	Exton Elementary School	ES	575	57.13	70.94	75.89	78.57	96.20	78.56								457.3	117.7
4	Fern Hill Elementary School	ES	575	66.60	80.43	85.31	93.16	103.56	126.73								555.8	19.2
5	Glen Acres Elementary School	ES	525	61.75	61.38	70.27	66.71	78.39	83.88								422.4	102.6
6	Hillsdale Elementary School	ES	575	75.50	78.20	82.04	89.29	95.38	91.70								512.1	62.9
7	Howse Elementary School	ES	450	58.32	72.37	79.70	81.77	93.45	84.31								469.9	-19.9
8	Penn Wood Elementary School	ES	500	72.24	71.68	78.31	75.65	89.61	69.94								457.4	42.6
9	Starkweather Elementary School	ES	550	77.32	86.64	88.76	87.72	104.97	103.56								549.0	1.0
10	Westtown-Thornbury Elementary School	ES	475	58.53	66.79	72.22	77.02	88.62	72.75								435.9	39.1
11	Fugett Middle School	MS	1050							312.18	328.95	306.68					947.8	102.2
12	Pierce Middle School	MS	940							342.10	339.12	324.81					1006.0	-66.0
13	Stetson Middle School	MS	965							279.87	316.67	327.30					923.8	41.2
14	Henderson High School	HS	1600										346.88	324.67	304.70	325.57	1301.8	298.2
15	Rustin High School	HS	1350										357.73	350.32	325.20	319.70	1352.9	-2.9
16	East High School	HS	1600										327.90	348.45	293.42	325.54	1295.3	304.7
12755																		
GRAND TOTAL																		11510.3

Transition Plan

The final recommended map moves approximately 526 students: 342 elementary, 76 middle and 108 high school. The plan will help us relieve overcrowding at the middle school level and at several elementary schools.

Because there are so few students being moved, it was important to establish a transition plan for implementation, which includes the following:

- All 108 high school students affected will have the option of either finishing their careers in their existing high school or attending the high school in their new feeder pattern. Transportation will be provided for those who need it.
- All 76 middle school students affected will have the option of either finishing their careers in their existing middle school/high school feeder pattern or attending the middle school/high school in their new feeder pattern. Transportation will be provided to those who need it.
- All current 4th grade students who want to finish out in their current elementary school will have that option but *parents must provide transportation*.
- Hillsdale Elementary School will no longer be a “split school” between Stetson and Peirce. All current 4th grade students will attend Peirce Middle School. No students from Hillsdale will attend Stetson beginning in fall, 2016.
- Current Hillsdale Elementary 5th grade students who are part of the group of students being moved to the Peirce/Henderson feeder pattern may choose to remain in their current MS/HS feeder pattern (Stetson Middle School and Rustin High School.) Transportation will be provided.
- Current Starkweather Elementary 5th grade students who are part of the group of students being moved to the Peirce/Henderson feeder pattern may choose to remain in their current MS/HS feeder pattern (Stetson Middle School and Rustin High School.) Transportation will be provided.
- After the plan is approved, the district will send out a survey to all high school, middle school and elementary school parents whose children are affected by the redistricting plan. Parents must make the commitment for their child(ren) to attend the school in the new feeder pattern or be “grandfathered” in and stay in the current feeder pattern. Once this commitment is made, students must stay at the selected school. However, when moving from elementary school to middle school or middle school to high school, parents will have a final opportunity to make the commitment for their child(ren) to attend the school in the new feeder pattern or be “grandfathered” in and stay in the current feeder pattern. The commitment would be for middle school grades 6-8 or high school grades 9-12. These commitments are necessary for staffing purposes.

- We will be sure to have special orientations for families switching schools, and we welcome feedback on making the transitions.
- We will be setting up a Buddy System for students in the spring and fall.
- Course selection meetings will be held at the middle schools beginning at the end of January to help transition 8th grade students to 9th grade.
- We will be scheduling open houses during the spring and summer, 2015 for students and parents to meet staff, other students and to visit schools.
- Transition plans will be conducted with any student with a special need.

Frequently Asked Questions

1. **Why do we have to redistrict attendance boundaries?**

As our population has shifted, some of our schools are crowded while others are not. Schools such as Glen Acres, Mary C. Howse, Penn Wood and Starkweather need some relief from this crowding. We have space at East Bradford and East Goshen, and some space at Exton and Westtown-Thornbury Elementary Schools. It is our goal to implement a plan for the fall of 2015. To provide relief at Starkweather, we need to move students into Hillsdale. In order to move students into Hillsdale, we need to move some students out of Hillsdale into East Bradford and Fern Hill, which have space.

We also have a capacity problem at our middle schools for the next five years. Currently Stetson is projected to go over capacity in the next three years. Peirce has some space but it too would be over capacity if we move too many students into Peirce. If we continue with the current school attendance boundaries for the Stetson/Rustin feeder pattern, projections indicate Rustin will be 100 students over capacity by 2019 or 2020. Henderson HS has a lot of space and can handle additional students. This creates a challenge for us at the middle school level for the next five years.

2. **When did we start the redistricting process?**

We began the process in October, 2013, when we reviewed a redistricting timeline and then hired a demographer in December, 2013 to study our enrollment projections for 5-10 years. These projections are typically very accurate and are done in school districts nationwide on a regular basis.

3. **Do we really need to redistrict if enrollment is declining?**

Yes, we need to provide relief as we project out five years to Glen Acres, Penn Wood, Starkweather, and Stetson. This redistricting plan is being driven by imbalance at our elementary schools and a long-term overcrowding problem at Rustin HS.

4. **How is the capacity calculated for the schools?**

Capacity is calculated by taking the number of classrooms available in a school building and multiplying those rooms by an average number of 25 students per class. Rooms also have to be accounted for to provide instruction in art, music, band, and reading support. Special education classes must also be considered and their class sizes are typically smaller, ranging from 8 to 15 students. With the rise in demand for additional special needs classrooms in the past ten years, we have seen an impact on the number of students we can place in our schools.

5. **If we currently fit all the students into Mary C. Howse Elementary, why is it considered to be overcrowded?**

Mary C. Howse currently uses 20 classrooms in grades 1-5 plus two kindergarten classrooms. Two classrooms of early intervention special needs students had to be relocated from Mary C. Howse to accommodate the current population so all

students currently have instructional space - some spaces are smaller than others, such as: small group rooms for special education classes; one small group room for reading support; one small room shared by the speech teacher, the gifted teacher and an occupational therapist.

By relocating students to neighboring East Bradford, we can immediately free up three rooms to accommodate the smaller areas for instruction. However because Mary C. Howse is in an area experiencing declining enrollment, projections indicate we will gain these three rooms by 2018.

6. What is the criteria being used to develop new attendance boundaries?

The criteria being used to evaluate the plan included the following:

- a. *Schedule buildings at 85-90% of capacity (secondary)*
- b. *Elementary below capacity – After receiving feedback at the October 8 community meeting, we established the target date for schools to be at or below capacity by 2018.*
- c. *Schedule buildings with free and reduced lunch rates between 10-20%. District average is 15.4% at elementary and 11.7% at the secondary schools.*
- d. *Maintain middle school-high school feeder patterns (Fugett MS->East HS, Peirce MS->Henderson HS, Stetson MS->Rustin HS)*
- e. *Include transition plans for changes.*
- f. *Allow all high school students to finish their current feeder pattern.*
- g. *Consider reducing the number of elementary schools that service the borough of West Chester.*
- h. *Consider reducing “split” elementary schools. Currently Hillsdale and Fern Hill are “split” schools. In a split school, there is more than one feeder pattern for rising middle school students (Hillsdale ES attends Peirce & Stetson, Fern Hill ES attends Peirce & Fugett.)*
- i. *Consider ways to move as few students as possible. In the proposed draft released on October 8 we estimated approximately 1,200 students affected. For the final proposed plan we expect approximately 526 students to be affected (342 elementary, 76 middle school, 108 high school.)*

7. Why are we using Free and Reduced Lunch as a criteria?

Economic diversity in a school benefits student achievement. The closer we can bring schools to the district average the better. This is a consideration that must be considered among other factors such as building capacities. Free and reduced lunch is the only measure we have to ensure economic diversity in our schools.

8. Why aren't we balancing Free and Reduced Lunch to the 10% to 20% range?

While the first criteria is to reduce or increase capacity at some schools, we made every attempt to balance the percentage of free and reduced students in each school to get as close to the district average of 15.4% at elementary and 11.7% at the secondary schools. We made significant progress with the proposed boundaries released on November 26, 2014 *and we are very close to that goal (11.5% to 20.7%)* Currently (2014) our elementary schools range in percentage of free and reduced lunch students from 7.3% to 28.6%. Our secondary schools range from 9.7% to 15.3%.

The range for the percentages of students receiving free and reduced lunches are as follows:

	Current	Proposed on 10-8	<i>Final Proposal</i>
Elementary schools range	7.3% to 28.6%	11.8% to 24.1%	<i>11.5% to 20.7%</i>
Secondary schools range	9.7% to 15.3%	10.3% to 13.3%	<i>10.2% to 13.3%</i>

- 9. Why is Glen Acres attendance area so difficult to align with 20% or fewer students on Free and Reduced Lunches?** We have adjusted the number of students at Glen Acres who are on free and reduced lunches from 28.6% to 20.7% and have also lowered the student enrollment from 542 students to an expected enrollment in 2018 of 422 students. There are several apartment complexes near the school that tend to have a more transient student population. It is difficult to change boundaries for too many of these apartment areas without creating the need to transport to areas farther from the school.

10. How was the redistricting steering committee picked?

The Redistricting Steering Committee consists of 34 people: two co-chairs: a parent and the superintendent, four district office administrators, three building administrators, four teachers, two board members, one Graphic Information Systems (GIS) Consultant and 17 parents. The superintendent also asked one parent who served on the 2005 redistricting committee to serve so there was carry over from the 2005 process. Parents were selected by Parent Teacher Organization leaders at each of our schools.

11. What is the role of the steering committee?

The role of the steering committee is to help minimize impact on students and to help identify areas and issues we need to consider as we look at attendance boundaries. They will also help to develop a transition plan to include topics such as grandfathering of students, transportation, orientation for students affected and other topics that may need to be considered.

12. Why are the same neighborhoods that were moved eight years ago being considered for movement again?

There are fewer neighborhoods being considered in this redistricting process than in 2005. 2005 was necessary due to the fact that we were opening a third high school. For example, the entire Penn Wood community was moved from Fugett to Stetson. Stetson was a split school between East and Henderson. Its entire feeder was changed to Rustin in 2005. The 2014 process is being completed because of overcrowding in 5 schools. Neighborhoods that are on border areas tend to get considered because of the need to maintain contiguous boundaries. We will include a list of these neighborhoods in the final report so future school boards will be able to consider this information in the event that redistricting will need to occur in the next 10-15 years.

13. The table in the final secondary school map states that 50% of secondary students in Zones A, B, 18S and 22S will remain in the Stetson MS/Rustin HS feeder pattern and the other 50% will go to Peirce MS/Henderson MS. What is the reason for this?

Hillsdale ES is currently split between Peirce and Stetson Middle Schools with approximately 70% of the students going to Peirce. If we continue with this split, Rustin High School will be over enrolled. In order to prevent this, Hillsdale will no longer be split between two feeder patterns. All Hillsdale students will now attend Peirce MS and Henderson HS. This alleviates future Rustin overcrowding.

During the next 4 years, there will be an unusually large group of students moving through our middle schools and neither Peirce nor Stetson has enough capacity. After 2018, Peirce MS will be able to handle all the Hillsdale students. To manage this middle school "bubble," we are proposing the following:

- **All** current Hillsdale Elementary School 4th graders and those students redistricted from Starkweather to Hillsdale will follow the Peirce MS->Henderson HS feeder pattern.
- Current 5th grade Hillsdale ES students along with middle school and high school students who attended Hillsdale ES and now attend Stetson MS/Rustin HS as well as current 5th grade students in zones 18 and 22 currently attending Starkweather ES, will be permitted to finish their middle/high school careers in that feeder pattern. Transportation will be provided for these students.
- If parents of these students have younger siblings, they may choose to make the switch to Peirce so that their children will be in the same feeder pattern.

We are estimating that 50% of the families will choose to remain at Stetson while 50% will choose to attend Peirce. Those numbers are factored into our capacity estimates for 2018.

14. Can we let current 4th grade students finish their respective school they started?

Yes, but parents must provide transportation.

15. Will high school students be allowed to finish their respective high schools?

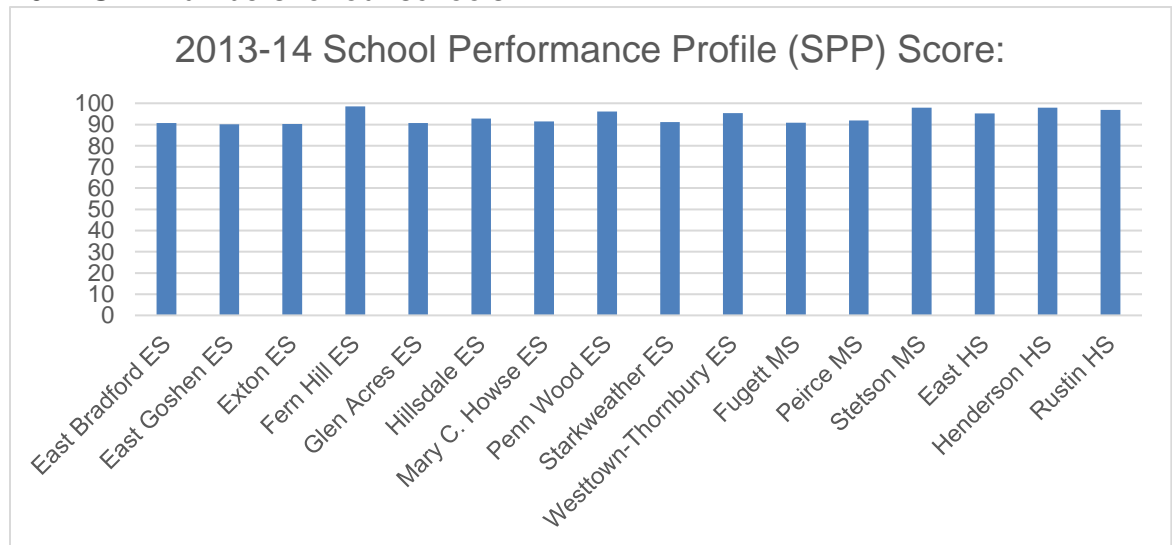
Yes, any student currently in 9th through 11th grade will be able to finish the high school they started. Transportation will be provided for those who request it.

16. How did the Steering Committee come up with this map?

The proposed map has been a work in progress since July, 2014. The superintendent and central office administrative team worked with our demographer on several scenarios to determine if all parameters established could be met with minimal movement of students. In September, our Steering Committee of 34 people began to offer input and several other versions were created in a way that reduced the number of students affected. Input was taken from the community via the website and via the October 8 and November 5 community meeting and at the November 10 Pupil Services Committee meeting. A final proposed map was created and posted on the district website on November 26.

17. Aren't some schools better than others in the West Chester Area School District?

No, all of our schools are rated as "excellent" schools by the PA Department of Education. The 2014 School Performance Profile (SPP) Data released by the PA Department of Education rated all 16 of our schools with a score of 90 or better. In 2013 ten of our schools scored 90 or better and they were recognized as "Governor Schools for Excellence" and rated among the top 10 percent in the state. The state considers 70 as passing for a school. Here are the preliminary 2014 SPP numbers for our schools:



18. Is this a final map?

Yes. The final proposal will be an agenda item for the school board at its December 15 board meeting.

Future Considerations

1. The school district has gone through a redistricting process about every six to ten years. Unfortunately, the neighborhoods on attendance boundary borders tend to be moved more often (Elementary map areas 6, 18, 22, 4 and 26). Any future plan should take this into consideration if another process is to be conducted before the children living in those areas have graduated from high school. In other words, allow students to finish the feeder pattern once they have begun.
2. Areas in the Borough of West Chester should be carefully considered during any future changes of attendance boundaries. The borough covers one square mile of the school district's 75 square mile attendance boundaries. Because of desegregation that took place in the 1970's it has been an area that is divided to serve ten elementary schools, three middle schools and three high schools. We did receive a lot of requests during this process from residents living in the Borough to attend Henderson High School since it was the high school closest to where they live. While the 2014 redistricting plan was able to eliminate four of the elementary schools being serviced to the borough, we were unable to completely accomplish a neighborhood school concept for students living in the Borough of West Chester.
3. Barring an unforeseen influx of housing projects, we believe this redistricting plan should last for 10-15 years. If and when a future redistricting needs to be conducted because of increased enrollment, consideration should be given to use technology as a way to relieve crowded schools with a blended learning approach or using some form of on-line learning to stagger school days for secondary students.
4. District enrollment is projected to drop from 11,649 students in 2014 to 11,118 by 2023. Elementary enrollment is projected to be 4,683 students by 2023, down from 5026 in 2014. If this trend continues, the district may need to consider better utilization of elementary school space either by implementing a full day kindergarten program or consider closing an elementary school.

Steering Committee Meeting Minutes

The Steering Committee met from September to November 2014. The meeting minutes follow:

West Chester Area School District
Redistricting Steering Committee
Minutes of meeting held September 17, 2014

Attending: Marcy Bergin, Emma Blair, Lisa Bryan, Kevin Campbell, Matt Franks, Stacy Franz, Stephen Jenkins, Kim Kazanjian, Kim Kress, Rachel Langan, Carmen Lesesne,

Robert Lewis, Gina Lombardi, Jen McTiernan, Sara Missett, Joe Mulvey, Amy Panson, Leigh Ann Ranieri, Sue Ricciuti, Jim Scanlon, Beth Staples, Jen Teneza, Chris Tolsdorf, Amy Watson, LeRoy Whitehead, Joanne Yarnall

- A. The Purpose of the Committee was reviewed:
 - a. Help to minimize impact on students – Are there areas, issues we need to consider as we look at attendance boundaries?
 - i. Provide help developing a transition plan
 - ii. Grandfathering – how far should/can we go with this?
 - iii. Bus transportation topics
 - iv. Orientation for students and parents?
 - b. Help with Community feedback meetings on October 8 and November 5
- B. A review of initial parameters for the process was reviewed. Parameters in which we have been working include:
 - a. Schedule buildings at 85-90% of capacity (secondary)
 - b. Elementary below capacity
 - c. Schedule buildings with free and reduced lunch rates between 10-20%. District average is 15%
 - d. Maintain MS-HS feeder patterns
 - e. Include transition plans for changes
 - f. Allow seniors to stay in current high school
- C. Parameters to consider were reviewed. They include:
 - a. Reduce number of elementary schools serving the borough
 - b. Reduce or eliminate split elementary schools
 - c. Keep elementary students in same MS-HS feeder patterns
 - d. Move students closer to a neighborhood school
 - e. Move 10% or fewer of students.
- D. An initial map was reviewed. George Sundell, consultant and Jim Scanlon, superintendent, explained the work that was completed in the summer to provide a first iteration of a map that purely met all parameters. There were 24 moves reviewed that had an impact on 728 elementary students, 210 middle school students and 278 high school students, or about 10.4% of the student population.
- E. The committee asked several questions about the map. They included:
 - a. Edits to some of the written sections of the maps
 - b. How will the decisions made now fit perimeters in the future (5 years)?
 - c. Look at elementary moves including those that move students into one school from one area of the district and out in another area. Can we reduce the number of double moves?
 - d. Look at HS moves. Is there a way to minimize impact on high school students?

- e. What are the boundaries for some of the Borough sections? Can we create larger areas of communities in the Borough rather than small blocks of areas that are disconnected?
- f. We need to put together talking points in preparation for the October 8 public meeting.
- g. What are the resources are available such as guidance counselor to facilitate the transition process?
- h. What happens to enrollment capacities as we look out five years?
- i. How many moves are needed if overcrowding will resolve self in the next few years based on demographic study including declining enrollment?
- j. MCH is becoming a non-neighborhood school. Can we make it larger as part of renovation? Discussion took place about the limits of the lot size for any expansion at MCH.
- k. Can we grandfather 5th grade, 8th grade and more of the HS grades?

Outcome: Committee members will review information and send additional comments to Jim Scanlon. Jim Scanlon will send information to school board for comments. Comments will be reviewed at the next meeting to begin the process of altering the attendance boundaries.

Next meeting: Wednesday September 24, 6:30 pm at Spellman Building

~~~~~

West Chester Area School District  
Redistricting Steering Committee  
Minutes of meeting held September 24, 2014

Attending: Marcy Bergin, Emma Blair, Lisa Bryan, Kevin Campbell, Matt Franks, Stacy Franz, Stephen Jenkins, Kim Kazanjian, Kim Kress, Rachel Langan, Carmen Lesesne, Robert Lewis, Gina Lombardi, Jen McTiernan, Sara Missett, Joe Mulvey, Amy Panson, Leigh Ann Ranieri, Sue Ricciuti, Jim Scanlon, Beth Staples, Jen Teneza, Chris Tolsdorf, Amy Watson, LeRoy Whitehead, Joanne Yarnall, Stephanie Doerr, Cathy Kiszka, Steve Catrambone

- A. The committee asked questions about reasons for some of the moves that were reviewed:
  - a. Is there a need to move secondary to align with the changes made at elementary level? Because we want to keep the same middle schools feeding patterns to the same current high schools, we need to move secondary boundaries also. This led to a discussion regarding grandfathering of HS students. Attendance exceptions could be granted but parents would have to provide transportation. In the previous redistricting, seniors, 5<sup>th</sup> & 8<sup>th</sup> grade students had the option of staying in current building for one year.
  - b. Can we look at year 2, 3, and 4 in addition to 5 years out? A discussion took place about gathering data on attendance at each school if we were to grant

exceptions. Can the schools accommodate capacity over the next three years if this is granted?

- c. If we grandfather 7<sup>th</sup>-12<sup>th</sup> grade, what effect does it have on the capacity each year out and can the buildings sustain the increased numbers at the secondary level?
- d. Why is it important to balance free and reduced lunch? Dr. Scanlon reviewed the history of mandatory desegregation from the 1970s. There has been a historical goal in the West Chester Area School District of maintaining diversity in all schools. The 2005 redistricting used the number of African American and Hispanic students as a criteria. Soon after that, the US Supreme Court ruled that it was unconstitutional to use race as a factor in determining attendance boundaries but income levels could be used. Schools with high numbers of low income students usually require additional resources in the school to help provide necessary instruction for students. Currently, our elementary schools range from 7% to 28% free and reduced lunch students. These numbers can change from month to month. As we move attendance boundaries, we need to find a balance between the desire to keep students attending neighborhood schools vs. the number of students on free and reduced lunches.
- e. The committee asked the question: Can we reduce the range of free and reduced lunches while moving as few students as possible? This will be attempted in another iteration of a map.
- f. Can we add another parent from the Borough to the committee to help with the neighborhood school concept?

**B. Edits to attendance boundaries were discussed.**

- a. Discussion took place around increasing neighborhood schools and lessening the students being bussed out of the Borough of West Chester. The Committee believed we should look at reducing the number of schools servicing the Borough from ten to six. Consideration should be given to remove the following attendance boundaries from the Borough: Mary C Howse Elementary, Exton Elementary, Penn Wood Elementary and possibly Glen Acres Elementary.
- b. Several boundaries were discussed that the members of the committee believed we should not change. Those adjustments will be made on the next iteration of a map.

**C. Frequently Asked Questions were added to list that will be posted on the district's web site:**

- a. Can we grandfather 5<sup>th</sup> grade, 8<sup>th</sup> grade and more of the HS grades?
- b. What are the resources available to facilitate the transition process (such as guidance counselors)?
- c. How will redistricting impact the special education classrooms in the schools?

**Key Meeting Dates:**

|                       |                            |                             |
|-----------------------|----------------------------|-----------------------------|
| Wednesday, October 1  | Steering Committee Meeting |                             |
| Wednesday, October 8  | Community Update Meeting   | Rustin HS Auditorium – 7 pm |
| Wednesday, October 15 | Steering Committee Meeting |                             |

|                           |                                                                    |                           |
|---------------------------|--------------------------------------------------------------------|---------------------------|
| Wednesday, October 22     | Steering Committee Meeting                                         |                           |
| Wednesday, November 5     | Community Update Meeting                                           | East HS Auditorium – 7 pm |
| Wednesday, November 19    | Steering Committee Meeting (if necessary)                          |                           |
| Monday, December 15, 2014 | Board approves redistricting plan                                  |                           |
| January – June 2015       | Administration works on transition plans with schools and families |                           |
| July-August 2015          | Redistricting implemented for 2015-2016 school year                |                           |

**Outcome:** George Sundell and Jim Scanlon will revise a map based on the following:

- Revise boundaries closing the difference in number of students on free and reduced lunch from 7% to 28% and getting as close as possible to the 10-20% range.
- Limit the number of elementary schools servicing the borough to no more than six.
- Consider changing Hillsdale border to put some at EBE and move more borough students into HDE.
- Consider not making several of the double moves that move many students into a building and move many other students out of that same building for a net gain/loss of only 25-40 students.
- Consider making moves to adjust Borough boundaries that create larger blocks of communities attending the same elementary school.

**Next meeting:** Wednesday October 1, 6:30 pm at Spellman Building

~~~~~  
West Chester Area School District
Redistricting Steering Committee
Minutes of meeting held October 1, 2014

Attending: Gary Bevilacqua, Marcy Bergin, Emma Blair, Lisa Bryan, Kevin Campbell, Steve Catrambone, Stephanie Doerr, Matt Franks, Stacy Franz, Stephen Jenkins, Kim Kazanjian, Cathy Kizka, Kim Kress, Rachel Langan, Carmen Lesesne, Elizabeth Lewis, Gina Lombardi, Jen McTiernan, Sara Missett, Joe Mulvey, Amy Panson, Leigh Ann Ranieri, Sue Ricciuti, Jim Scanlon, Beth Staples, Chris Raws, Chris Tolsdorf, Amy Watson, LeRoy Whitehead, Yulanda Washington, Joanne Yarnall

1. **Review capacity over the next five years** – Jim Scanlon presented revised information on capacities projecting out the next five years. The previous projections did not include special education students. They have now been added in. Projections indicate that a bottleneck occurs at Stetson (capacity 965). A bottleneck is then created at Peirce (capacity 940), if too many students are shifted to that school.
2. **Review revised maps with a focus on the following:**
The committee revised proposed changes to boundaries with a focus on, moving fewer students out of a feeder pattern and trying to move the fewest students as

possible. Some changes were made to Fern Hill, East Goshen, Penn Wood, Westtown–Thornbury, Hillsdale and Starkweather boundaries. Each time a change is made to an elementary school the change carries over to the middle and high school. The following discussions took place:

- a. Move some students in the northern boundary of FHE back to FHE.
- b. Keep the 6 students moving from EGE to PWE because of transportation problems on Rt. 3.
- c. Consider moving the northwest corner of EGE to EXE. It keeps them in the same feeder pattern and is a shorter ride to school.
- d. Can we move some borough students from WTE to SWE? We have moved some students from SWE to HDE to provide room and we have moved some from HDE to EBE to provide room.
- e. Several scenarios to relieve space at PWE were explored with adjustments made to the number of students moving from PWE to WTE.
- f. A discussion took place about moving some borough students from EGE to FHE. It gets students closer to a school where they live but it raises the number of Free and reduced Lunch percentages for FHE. This would leave five schools servicing the Borough. If Borough students went to EGE, six schools would serve the Borough.
- g. Adjustments were made to bring some students back from HDE to SWE due to the bottleneck now being shifted from Stetson to Peirce.

3. General Comments from committee members about transition process

- a. If we “grandfather” people during the transition, there is a concern about possibly having children in two high schools.
- b. The 20% of HDE students that follow the Stetson/Rustin feeder pattern are being redistricted again. Other communities have been redistricted in the past because they are “border” communities. Can we provide any relief to that?
- c. Do we “grandfather” 6th-7th grade too?
- d. Can we raise the capacity at RHS to the same number as EHS and HHS (from 1,350 to 1,600)? Kevin Campbell addressed this question by saying we would need to add an addition to the building and it doesn’t make sense if we have space in the other two buildings.
- e. An observation was made that there is plenty of space in the high schools. Capacity issues are being driven by elementary schools and a potential capacity limit at Stetson.
- f. Is it possible to “grandfather” all HS, 5th and 8th grade students but without transportation being provided? It appears we would have capacity at the high schools to do this but we need to look at the elementary and middle school numbers. The previous redistricting allowed rising 5th, 8th and 12th grade students to remain in their current school. This needs to be clear to parents when the information is sent out.
- g. A comment was made that we need to be open to continue to revise the map and look at capacity changes if we grandfather all of the students mentioned.
- h. We need to clearly outline what the goals and parameters are for redistricting when we meet on October 8th.

- i. The following break out areas will need to be set up for feedback on October 8th:
 - Borough residents west of High Street
 - Borough residents east of High Street
 - Residents at border of Stetson/Fugett feeder north of Westtown Road and west of Five Points Road
 - Residents of Starkweather moving to Hillsdale
 - Residents of Hillsdale moving to East Bradford
 - Residents of Hillsdale currently going to Stetson but will now go to Peirce
 - Residents of GAE who will now go to EGE

4. Outcome:

- a. George Sundell will make the necessary revisions to the map so it can be sent to the committee members before Friday October 3.
- b. Two versions will be created, one with borough students attending FHE from EGE and one with borough students attending EGE.
- c. George will also run a projection out to 2018 with the changes to test for future capacity. That will help determine how far we can “grandfather” people.
- d. Jim Scanlon will prepare a list serv message and information to parents to go out at the end of the day on Friday once changes to the proposed boundaries are completed.

Next meetings:

Wednesday October 8, 7:00 pm – Rustin HS Auditorium – General Community meeting

Wednesday October 15, 6:30 pm at Spellman Administration Building – committee to review comments from October 8 meeting

~~~~~

Redistricting Steering Committee  
October 15, 2014 Meeting Minutes

Attending: Marcy Bergin, Gary Bevilacqua, Emma Blair, Lisa Bryan, Kevin Campbell, Steve Catrambone, Joyce Chester, Stephanie Doerr, Matt Franks, Stacy Franz, Stephen Jenkins, Kim Kazanjian, Cathy Kiszka, Kim Kress, Rachel Langan, Carmen Lesesne, Robert Lewis, Gina Lombardi, Jen McTiernan, Sara Missett, Amy Panson, Leigh Ann Ranieri, Sue Ricciuti, Jim Scanlon, Beth Staples, Jen Teneza, Chris Tolsdorf, Amy Watson, LeRoy Whitehead, Joanne Yarnall

**Feedback from the October 8 Community Update meeting – overall themes from each breakout group were reviewed. In addition, the following talking points were discussed:**

- Need to explain the capacity issue
- There is a perception that RHS is better than EHS
- Don’t make decisions based on emotions
- Kevin explained the changes to the size of the classrooms after renovations which changes the capacity numbers (specifically talked about MHE)

- Parking issue at elementary was discussed and the implementation of options such as shuttle buses and using secondary buildings for larger events
- Concern that RHS will be under capacity and that might impact electives offered
- Even with grandfathering in the HDE split, some families could still be in two feeder patterns if they have children in both elementary and secondary schools
- GAE transient population because of apartment complexes

#### **Review of revised redistricting map SK 7-**

- We need to use 2018 as the capacity target to make this plan last more than 10 years.
- Two schools are over capacity (PMS and SWE) in 2018
- Do we want to continue to split HDE?
- Do we want to grandfather long-term that moves feeder pattern to resolve the issue by 2018?
  - If so, do we provide transportation?
  - The transportation impact is the students going to the new building/feeder because of redistricting, not the students staying in the current building/feeder
- Survey current 6<sup>th</sup>-10<sup>th</sup> graders in Areas A, B, 3, 16, 18S, 22S, 31S (all areas being moved out of current feeder) to see if they want to stay in current feeder building through graduation or move to different feeder
- GAE- Need to move most of area 14 back to help with FRL. To do that we need to move area 9 back to WTE to make capacity room. We need to move 15 FRL out or 15 non-FRL in to get to 20% (54 FRL have already been removed)
  - Look at Goshen Manor to FHE
  - Waterview Apartments to EGE
- Area 31-Possibly keep some of the students at EGE instead of moving them to SWE and reduce the overage
- Area 5 - Meet with that group because they don't understand the capacity issue
- Are we going to grandfather current 4<sup>th</sup> grade without transportation?

**Next meeting – Thursday, October 23<sup>rd</sup>**

~~~~~

Redistricting Steering Committee Meeting Minutes October 23, 2014- 6:30 pm

Attending: Marcy Bergin, Emma Blair, Steve Catrambone, Stephanie Doerr, Matt Franks, Stacy Franz, Kim Kazanjian, Kim Kress, Rachel Langan, Carmen Lesesne, Robert Lewis, Gina Lombardi, Jen McTiernan, Sara Missett, Amy Panson, Sue Ricciuti, Jim Scanlon, Beth Staples, Jen Teneza, Amy Watson, LeRoy Whitehead, Joanne Yarnall, Sue Tiernan, Bob Sokolowski, Robert Fraser

The following items were discussed:

- The most recent comments were reviewed and summarized. Parents of Mary C. Howse presented a petition to not be moved from MCH to EBE indicating the building is not overcrowded.
- Area A, B, 18, 22 were discussed. Enrollment projections were run with these areas still splitting and attending Stetson/Rustin vs. if the area were all sent to Peirce. If we continue to split Hillsdale, the Rustin capacity goes over by 100 students in 2020 and Peirce is over by 30. If we put all students into Peirce from Hillsdale, Rustin capacity is under by 4 students in 202 while pierce is over by 94. The problem is managing the bubble of students from 2015 to 2020. Eventually all students from Hillsdale should go to Peirce to relieve the capacity problem at Rustin in 2020 and beyond. The solution appears to be allowing students to finish the feeder pattern beginning with the current 5th grade class to allow for the bubble of middle school students to move through Peirce and Stetson. The recommendation is to do the following:
 - Beginning with the current 4th grade class, all students from Hillsdale will attend Peirce Middle School
 - We will give option to 5th-11th graders to finish in current feeder to relieve the MS bubble. We need about 65 of the 104 students to take this option.
- Discussion took place about area 35, new area on the map. It only moves 5 students from Starkweather to Hillsdale but enables SWE to be under capacity by 2018. This move does not necessarily need to happen however the families in that zone might prefer to attend Hillsdale and then to Henderson because of proximity to the high school. Discussion also took place regarding Goshen manor Apartments and Rose Hill Apartments. Those were also new areas with Goshen Manor going from GAE to FHE and Rose Hill going from GAE to EGE. People on the committee are split about creating islands of apartments vs. a higher FRL at GAE
- Contacts will be made to families moving schools so they are aware of this possible change.
 - Hannum St. to Wayne St. to Washington St. to New St. in the borough
 - Goshen Manor Apts.
 - Rose Hill Apts.
- With the exception of either Peirce, Stetson or Rustin depending on the scenario, all schools at or below capacity by 2018. Free and reduced lunch ranges are:
 - Elementary: 11.5% to 20.7%
 - Middle School: 11.0% to 13.3%
 - High School: 10.5% to 11.6%

Transition Plan Discussion – The group began discussing transition plans in preparation for the next community meeting. The following information was discussed:

- The approximate number of students affected are:
 - HS = 85
 - Middle school = 61
 - Elementary School = 400

- If changing a feeder pattern, we will allow them to finish in their current feeder pattern
- Will transportation be provided to students who need it to finish out the high school feeder?
 - Jim Scanlon and Joanne Yarnall will cost out high school bus runs. There are approximately 85 high school students affected.
- Will transportation be provided to students who are changing a feeder pattern and decide to remain in the feeder pattern?
- Jim Scanlon and Joanne Yarnall will cost out 5th-11th graders to remain at HDE split transportation and any students in the borough changing a feeder pattern
- We need to survey current 4th grade students to see if they would stay at their current school. There are 63 4th graders affected by a move.
- For course planning, the decision to stay at the current MS/HS must be made by January 15
 - May need to reapply each year to remain at current MS/HS
- We need to write plan for MS visits for split ES grandfathered students
- We need to write a plan for HS course planning for grandfathered students
- How do we handle new families registering December 15 – June 15, 2015? What school should they attend?
- Parents should be made aware of the change in bell schedule if switching to a different elementary school.
- Schedule kids in same class if they have been moved to a new school
- Hold spring open houses at the elementary schools
- Possibly stagger open houses in fall, 2015.
- Hold an open house in the summer at elementary schools
- Can we look at parking solutions at the elementary schools?

Next steps:

- Jim Scanlon will send capacity information to Kim Kress regarding MCH
- Jim Scanlon will provide the number of 5th grade students currently enrolled at MCH (*There are 90*)
- Jim Scanlon and Joanne Yarnall will work on transportation plan for grandfathered students
- A revised map will be sent to the community during the week of October 27 so they have it prior to the November 5th update meeting.

Upcoming meetings:

Wednesday November 5, 7 pm @ East HS - Community Update Meeting

Monday, November 9 @ 6:30 pm - Presentation to Pupil Services Committee

Next Steering Committee Meeting: Wednesday November 19, 6:30 p.m.

~~~~~

Redistricting Steering Committee Meeting Minutes  
November 19, 2014 - 6:30 pm

Attending: : Marcy Bergin, Gary Bevilacqua, Emma Blair, Lisa Bryan, Steve Catrambone, Matt Franks, Steven Jenkins, Kim Kazanjian, Kim Kress, Rachel Langan, Carmen Lesesne, Gina Lombardi, Sara Missett, Leigh Ann Ranieri, Chris Raws, Sue Ricciuti, Jim Scanlon, Beth Staples, Jen Teneza, Chris Tolsdorf, LeRoy Whitehead, Joanne Yarnall

- A. The committee briefly discussed the November 10<sup>th</sup> Pupil Services Meeting
- B. The focus of the meeting was on transition plans. Suggestions appear below by level:

**Elementary**

- Tours (spring)
- Group meetings (spring)
- Busses during the spring to visit new school
- Buddy System (spring and fall)
- Visits from principal to the “old” school
- Preparing to meet needs of new students to buildings
- How do we utilize PTO services to help?
- Child’s Place may have to be moved out of WTE for space purposes
- Course Selection Meetings to Middle School (end of January)
  - What can be done for students moving schools?
- Open Houses in summer
- We need to know who the students are that we are losing and who the students are that are taking the Grandfather option.
  - Figure out which students are leaving/which are staying
  - Look at impact on teacher transfers
- Need to know the number of ELL and special education students transferring from schools for planning and outreach purposes, and to help teachers prepare.
- Are student visitations/buddy system possible in the spring?
  - Especially for students with special needs or considerations.
- New principal meets with students in their current school; hosts families at the new school or meets families in the borough
- Offer tours of new school (transportation?)
- Connect parents of old/new schools through PTO and PTOC
- Use student ambassadors at new school as buddies for incoming students
- Transition meetings (IEP students) include counselors/departments chairs from both schools
- More time at FHE, EBE and WTE since receiving more kids from there
- HS Orientation/Tour
- Use of students for transition
- EXE to WTE is a complete change of feeder, opposite ends of district - EXE and GAE are both sending to EGE, not receiving new students

## Middle School Facilitation for Transition

- Students from Stetson/Peirce going down to elementary
- Henderson kids coming to PMS
- Rustin kids coming to Stetson
- (Figure out timelines)
- Athletic Open House Date to help make decision
- Peer to peer Stetson kids going to Peirce and Peirce kids going to Stetson
- Overlay schedule kids who are identified as changing special transition activities
- Special spring transition nights? Open Houses
- Identify/target borough parents to maximize attendance to transition activities
- Summer transition activities (special invite letter to transition camp)
- PTO Support for open houses
- World Language differences (Latin at PMS German at SMS)
- Outdoor education differences PMS SMS
- Clubs that are different PMS SMS

## High School Transition

|                                      |                                                                                                                                                                                                                                                                                                                                                                                       |
|--------------------------------------|---------------------------------------------------------------------------------------------------------------------------------------------------------------------------------------------------------------------------------------------------------------------------------------------------------------------------------------------------------------------------------------|
| College planning/counseling/meetings | -Transition process for new students between high schools<br>-List to the counselors and admin/meetings early on<br>-Gifted, special education meetings<br>-College planning- teacher recommendations<br>-Separate orientation for upperclassman? –Meeting with counselors and coaches early?                                                                                         |
| Mentoring                            | -Teacher mentors for the students                                                                                                                                                                                                                                                                                                                                                     |
| Course selection options             | -Technology<br>-Sharing the offerings                                                                                                                                                                                                                                                                                                                                                 |
| *Extracurricular/ Sports             | -automatically on the team (proactive message on what that means)<br>-Remain in the club of the other high school?<br>-Could you play for RHS if you attend HHS<br>-Faulty asked to sponsor clubs<br>-How do we get them involved in the new school & have a sense of belonging?<br>-Athletic Open House night<br>-These questions can guide conversations AD might have with coaches |
| Transportation                       | -To activities and events through Boosters or PTO                                                                                                                                                                                                                                                                                                                                     |
| 8 <sup>th</sup> grade                | -transition with the other 9 <sup>th</sup> grades                                                                                                                                                                                                                                                                                                                                     |
| Survey                               | -We need to know now and you cannot change your mind<br>-Activities Bus<br>-Add a question to the survey about if the parents are willing to allow us to release their information to PTO of the new school and to the other parents who are moving.                                                                                                                                  |
| Families                             | -List to the PTO as long as they have not opted out of FERPA.                                                                                                                                                                                                                                                                                                                         |

|            |                                                                                                                                                                                                                                                                                                                                                 |
|------------|-------------------------------------------------------------------------------------------------------------------------------------------------------------------------------------------------------------------------------------------------------------------------------------------------------------------------------------------------|
|            | -separate events or just an FYI to make sure they are connected<br>-A website with a point of contact, an e-mail that goals to one person, counselor list, club options,<br>-Link the new parents to the newsletters that are generated by the new school for the rest of the year.<br>- What questions about a new school would a parent have? |
| Technology | -Parent log ins will they change for Naviance/Edline/Power School?<br>-Course selection : the ability for sending and receiving schools to see the information<br>-set up a transition plan on each building webpage with link to email and/or phone call to one person to be point for transition                                              |

C. Questions to be addressed in the final report:

- Can a student choose to attend SMS but then go to HHS? Yes, apply for attendance exception when entering HS.
- Will transportation be provided to 5<sup>th</sup> grade students choosing to remain at their current school?

D. Upcoming meetings:

- **Monday, December 8, 2014** – The final redistricting plan will be presented at the Pupil Services Committee Meeting. The committee will vote on whether to move the redistricting proposal forward as presented for a full board vote at the December board meeting.
- **Monday, December 15, 2014** – Monthly Board Meeting, full board votes on proposed redistricting changes effective 2015-16 school year.